



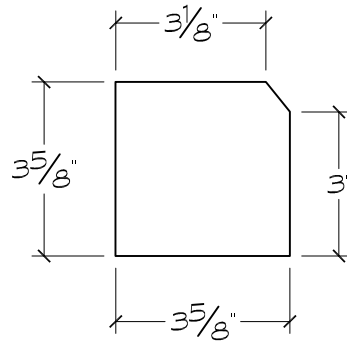
Harvey Cement Products, Inc.

Since 1947

16030 Park Avenue, Harvey, IL 60426

Ph: 708.333.1900 F: 708.333.1910

www.harveycement.com

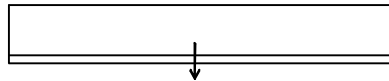


CROSS SECTION

1 **PROFILE HZ**

ARCH REF:
SCALE: 3"=1'-0"

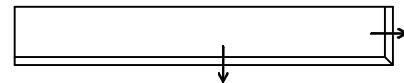
TOP VIEWS



STRAIGHT



LEFT END RETURN



RIGHT END RETURN

DRIP EDGE - OPTIONAL

Profile ID

HZ

SUGGESTED USE

Sill	
Transition Band	X
Coping	
Cap	
Band	X
Field	

TYPE / SIZE
AVAILABILITY

TYPE	LENGTH(S)
Straight	23 ⁵ / ₈ "
Left End Return	23 ⁵ / ₈ "
Right End Return	23 ⁵ / ₈ "